



5 CIRCUIT LABYRINTH DESIGNS


5 Circuits are suitable for wheel chair users and planting in between the labyrinth pathways. Its minimum size is 6m in diameter.




1




2



3



4



5



6



7



8